














AUGUST PLANTING GUIDE



<p>Beans, snap & limas</p> 	<p>mid Aug through early Sept</p>	<p>seeds</p>	<p>Contender Tendergreen Kentucky Wonder Fordhook</p> 	<p>Beans like fertile well drained soil. Add organic matter like compost to soil before planting.</p>	<p>Plant beans 1-2" apart in rows 3' apart. Keep soil moist to help seeds sprout.</p> 	<p>Thin plants to 3-4" apart. Pole type beans will need a trellis or other support for the vines. Keep soil moist while beans are blooming to increase fruit yield. Fertilize after plants set beans.</p>	<p>Pick green beans in about 55 days when they are thin and tender. Pick lima beans when the pods are plump and full, in about 65 days.</p>
<p>Corn</p> 	<p>Early August</p>	<p>seeds</p>	<p>Ambrosia Kandy Korn Silver Queen G90</p>	<p>Corn prefers well-drained soil. Add organic matter to Pflugerville clay.</p> 	<p>Plant seeds 1" deep and 3-4" apart, in rows 2-3' apart. In a home garden, plant in several short rows to promote pollination.</p>	<p>Thin plants to 12" apart. Corn roots are shallow. Use care when weeding around plants. Fertilize when corn is 2' tall.</p>	<p>Expect harvest in about 90 days when the silk of the ears is dark brown.</p>
<p>Cucumber</p> 	<p>all month</p>	<p>seeds</p>	<p>Homemade Pickles National Pickling Diva Straight Eight</p>	<p>Work compost into the soil to help provide better drainage and nutrients. Cucumbers like well-drained soil.</p>	<p>Plant seeds in rows or hills depending on whether you want to support the plants with a trellis or a cage. Plant 3-4 seeds in groups 12-14" apart, about 1" deep.</p>	<p>Secure vines to trellising or cages at they grow. Fertilize plants when the vines are about a foot tall.</p> 	<p>Expect to harvest in 55-60 days. Pick cucumbers when they are 3-4" long for pickling, and 6-8" long for slicing. Slicing type cucumbers may be pickled if picked early.</p>
<p>Eggplant</p> 	<p>Early August</p>	<p>transplants</p>	<p>Black Beauty Fairy Tale</p>	<p>Eggplants like sandy, well-drained soil. Add as much organic matter to our clay soil as possible.</p>	<p>Plant transplants 2-3' apart in rows 2-3' apart.</p>	<p>Fertilize with a starter solution after planting then again with a balanced fertilizer after the first fruits are set.</p>	<p>Expect to harvest in 65-75 days. May pick young fruit but don't let fruit stay on long enough to become dull colored.</p>
<p>Peas, Southern</p>	<p>Early to mid August</p>	<p>seeds, inoculate seeds to promote nitrogen availability</p>	<p>Black Eye, Purple Hull, Zipper Cream</p>	<p>Plant in well-drained rich soil. Southern peas like hot days and warm nights. Plant when weather is consistently warm.</p>	<p>Plant seeds 2-3" apart in rows 2' apart. Thin seedlings to 10" apart.</p>	<p>Fertilize with a balanced fertilizer when plants are about 6-8" tall.</p>	<p>Harvest when pods are firm and about pencil thick. Young 'snaps' may also be cooked with mature beans.</p>

<p>Pepper</p> 	<p>Early to mid August</p>	<p>transplants</p>	<p>Too many to list. Cayenne Serrao TAM mild Jalapeno Cal Wonder Sweet Banana</p>	<p>Add a good amount of organic matter to your soil. You can mix compost with the soil you remove when planting transplants.</p>	<p>Plant transplants 18" apart in rows 3' apart. Water well after planting.</p>	<p>Water the plants enough to keep them from wilting in the heat. Fertilize once the fruits begin to grow.</p>	<p>Harvest peppers in about 56-70 days. Harvest as soon as fruits are to color, shiny and firm.</p>
<p>Irish Potatoes</p>	<p>Later half of August</p>	<p>seed potatoes</p>	<p>Kennebec Red La Soda Yukon Gold</p>	<p>See gaddys.com for more info on preparing seed potatoes. Allow two weeks for healing potato seeds.</p>	<p>Plant seeds 12" apart in a 4" deep trench. Cover with 3" of dirt.</p>	<p>Mound dirt up over the base of the plant as it grows. New potatoes will only form between the seed and the ground level.</p>	<p>Harvest in about 70-100 days when the tops begin to die. Start digging about 8-10" away from the plant so you don't hurt the potatoes.</p>
<p>Squash</p> 	<p>all month</p>	<p>seeds</p>	<p>Too many to list. Patty Pan Straight Neck Crook Neck Black Beauty Eight Ball</p>	<p>Mix organic matter into the soil before planting.</p>	<p>Plant about 5 seeds 1" deep in hills that are about 2' apart. Rows should be 3' apart.</p>	<p>Keep watered. When the first blooms appear, fertilize. Keep fertilizer away from blooms.</p>	<p>Harvest in about 50 days. Pick squash regularly to lengthen plant's production.</p>
<p>Tomatoes</p> 	<p>Early to mid August</p>	<p>transplants</p> 	<p>Too many to list. Celebrity Cherokee Purple Early Girl Sweet 100 Yellow Pear Roma</p>	<p>See gaddys.com for more info on planting tomatoes. Mix organic matter into soil before planting.</p>	<p>Plant transplants 2-4' apart in rows 3' apart. Plant tomatoes deeper than the soil line in the pot if the stem is long and leggy.</p>	<p>Mulch around the base of the plants. Place a cage around young plants to support later. Fertilize ever 3-4 weeks.</p> 	<p>Expect to harvest in 60-70 days. Plants will stop setting fruit in the hot weather but if kept alive through the summer they will produce again in the Fall.</p>

